

# Bảng thông số sản phẩm

Thông số kỹ thuật



miniature plug in relay, Harmony Electromechanical Relays, 10A, 3CO, with LED, lockable test but to n, 120V AC

RXM3AB2F7

## Main

Range of product	Harmony Electromechanical Relays
Series name	Miniature
product or component type	Plug-in relay
Device short name	RXM
Contacts type and composition	3 C/O
[Uc] control circuit voltage	120 V AC 50/60 Hz
Status LED	With
Control type	Lockable test button
Utilisation coefficient	20 %

## Complementary

Shape of pin	Flat
[Ui] rated insulation voltage	250 V conforming to IEC 300 V conforming to CSA 300 V conforming to UL
[Uimp] rated impulse withstand voltage	4 kV during 1.2/50 $\mu$ s
Contacts material	AgNi
[Ie] rated operational current	10 A at 28 V (DC) NO conforming to IEC 10 A at 250 V (AC) NO conforming to IEC 5 A at 28 V (DC) NC conforming to IEC 5 A at 250 V (AC) NC conforming to IEC 10 A at 30 V (DC) conforming to UL 10 A at 277 V (AC) conforming to UL
Continuous output current	6.7 A
Maximum switching voltage	250 V conforming to IEC
resistive rated load	10 A at 250 V AC 10 A at 28 V DC
Maximum switching capacity	2500 VA/280 W
Minimum switching capacity	170 mW at 10 mA, 17 V
Operating rate	$\leq$ 1200 cycles/hour under load $\leq$ 18000 cycles/hour no-load
Mechanical durability	10000000 cycles
Electrical durability	100000 cycles for resistive load
average coil consumption in VA	1.2 at 60 Hz
Average consumption	1.2 VA at 60 Hz

Drop-out voltage threshold	$\geq 0.15 U_c$
operate time	20 ms
release time	20 ms
average coil resistance	4430 Ohm at 20 °C +/- 15 %
Rated operational voltage limits	96...132 V AC
Safety reliability data	B10d = 100000
Protection category	RT I
Test levels	Level A group mounting
Operating position	Any position
CAD overall height	79 mm
CAD overall depth	78.45 mm
net weight	0.037 kg
device presentation	Complete product

## Environment

Dielectric strength	1300 V AC between contacts with micro disconnection 2000 V AC between coil and contact 2000 V AC between poles
Product certifications	UL Lloyd's CE CSA GOST IECEE CB Scheme
Standards	UL 508 IEC 61810-1 CSA C22.2 No 14
Ambient air temperature for storage	-40...85 °C
Ambient air temperature for operation	-40...55 °C
Vibration resistance	3 gn, amplitude = +/- 1 mm (f = 10...150 Hz)5 cycles in operation 5 gn, amplitude = +/- 1 mm (f = 10...150 Hz)5 cycles not operating
IP degree of protection	IP40 conforming to IEC 60529
Shock resistance	10 gn for in operation 30 gn for not operating
Pollution degree	2

## Packing Units

Unit Type of Package 1	PCE
Number of Units in Package 1	1
Package 1 Height	2.500 cm
Package 1 Width	3.000 cm
Package 1 Length	4.500 cm
Package 1 Weight	37.000 g
Unit Type of Package 2	BB1
Number of Units in Package 2	10
Package 2 Height	3.000 cm

Package 2 Width	10.500 cm
Package 2 Length	12.500 cm
Package 2 Weight	396.000 g
Unit Type of Package 3	S02
Number of Units in Package 3	240
Package 3 Height	15.000 cm
Package 3 Width	30.000 cm
Package 3 Length	40.000 cm
Package 3 Weight	9.751 kg

## Contractual warranty

Warranty	18 months
----------	-----------

## Bền vững

Nhãn **Green Premium™** là cam kết của Schneider Electric trong việc cung cấp sản phẩm với hiệu suất môi trường tốt nhất. Green Premium cam kết tuân thủ các quy định mới nhất, minh bạch về tác động môi trường, cũng như các sản phẩm tuần hoàn và CO<sub>2</sub> thấp.

**Hướng dẫn đánh giá tính bền vững của sản phẩm** là tài liệu kỹ thuật phổ thông giúp làm rõ các tiêu chuẩn nhãn sinh thái toàn cầu và cách diễn giải việc khai báo môi trường.

[Tìm hiểu thêm về Green Premium >](#)

[Hướng dẫn đánh giá về sự bền vững của sản phẩm >](#)



Minh bạch [RoHS/REACH](#)

## Hiệu suất sức khỏe

[Reach Free Of Svhc](#)

[Rohs Exemption Information](#) [Yes](#)

## Chứng nhận & Tiêu chuẩn

**Reach Regulation**

[REACH Declaration](#)

**Eu Rohs Directive**

Pro-active compliance (Product out of EU RoHS legal scope)

[EU RoHS Declaration](#)

**China Rohs Regulation**

[China RoHS declaration](#)

**Environmental Disclosure**

[Product Environmental Profile](#)

**Weee**

The product must be disposed on European Union markets following specific waste collection and never end up in rubbish bins

**Circularity Profile**

[End of Life Information](#)

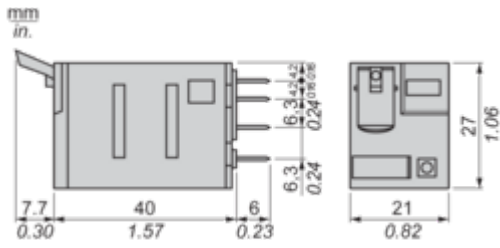
# Bảng thông số sản phẩm

# RXM3AB2F7

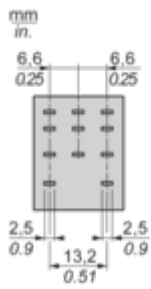
## Dimensions Drawings

### Dimensions

---



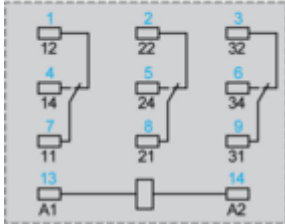
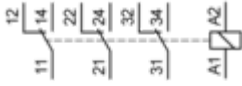
### Pin Side View



## Connections and Schema

### Wiring Diagram

---



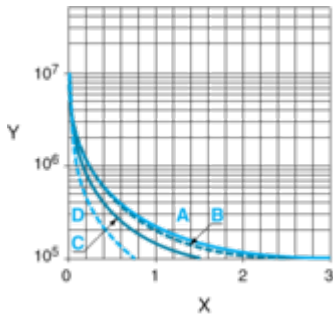
Symbols shown in blue correspond to Nema marking.

## Performance Curves

### Electrical Durability of Contacts

**Durability (inductive load) = durability (resistive load) x reduction coefficient.**

Resistive AC load



X Switching capacity (kVA)

Y Durability (Number of operating cycles)

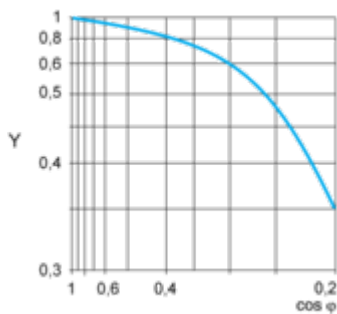
A RXM2AB...

B RXM3AB...

C RXM4AB...

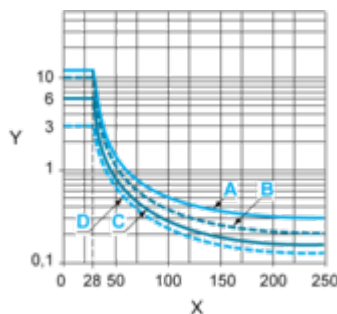
D RXM4GB...

Reduction coefficient for inductive AC load (depending on power factor  $\cos \phi$ )



Y Reduction coefficient (A)

Maximum switching capacity on resistive DC load



X Voltage DC

Y Current DC

A RXM2AB...

B RXM3AB...

C RXM4AB...

D RXM4GB...

**Note :** These are typical curves, actual durability depends on load, environment, duty cycle, etc.

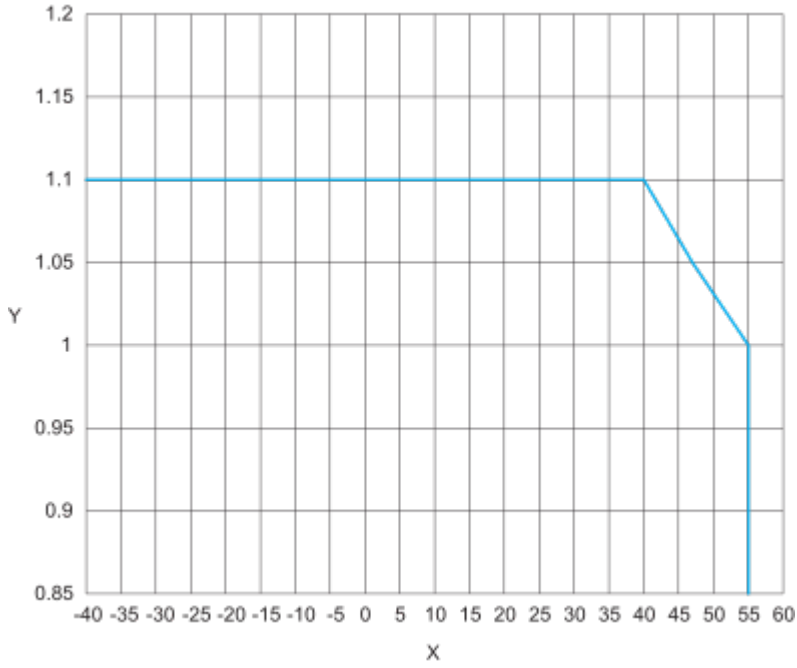
For inductive load, to increase relay life cycles, please add a proper load protection circuit (eg: RC protection/Varistor/ free Wheeling diode -DC load only- ).

For low level loads (below 10mA), we recommend to use RXM\*GB series with bifurcated contacts relays instead.





AC Coil Voltage and Operating Temperature under continuous duty



X : Operating temperature (°C)  
Y : AC coil voltage (UC)